



# SACRAMENTO CITY UNIFIED SCHOOL DISTRICT BOARD OF EDUCATION

Agenda Item 12.2

**Meeting Date:** April 4, 2019

**Subject:** Head Start / Early Head Start / Early Head Start Expansion Reports

- Information Item Only
- Approval on Consent Agenda
- Conference (for discussion only)
- Conference/First Reading (Action Anticipated: \_\_\_\_\_)
- Conference/Action
- Action
- Public Hearing

**Division:** Academic Office / Child Development

**Recommendation:** None

**Background/Rationale:** The Office of Head Start, under the auspices of the U.S. Department of Health and Human Services/Administration for Children and Families, mandates that all Head Start/Early Head Start governing entities receive specified reports related to the operational and fiduciary status of the program. These reports must include information and/or a status update in the followings areas: budget, credit card usage, USDA meals/snacks, enrollment, and program updates or summaries, if applicable. Attached, are essential monthly reports for Board members' review.

**Financial Considerations:** None

**LCAP Goal(s):** College and Career Ready; Family and Community Engagement

**Documents Attached:**

1. Head Start/Early Head Start Monthly Report Summary
2. Child Development January 2019 Fiscal Report – HS/EHS Basic & T/TA
3. Child Development January 2019 Fiscal Report – CCP Basic & T/TA
4. Child Development February 2019 Fiscal Report – HS/EHS Basic & T/TA
5. Child Development February 2019 Fiscal Report – CCP Basic & T/TA

**Estimated Time of Presentation:** N/A

**Submitted by:** Dr. Iris Taylor, Chief Academic Officer

Jacque Bonini, Director, Child Development

**Approved by:** Jorge A. Aguilar, Superintendent

**Attachment 1  
Head Start / Early Head Start  
Monthly Report Summary  
April 2019**

**Enrollment Report for February 2019**

<b>Head Start Enrollment</b>	
Funded Enrollment	1139
Actual Enrollment	1105
Percentage of Actual Attendance	84%

<b>Early Head Start Enrollment</b>	
Funded Enrollment	152
Actual Enrollment	152
Percentage of Actual Attendance	89%

<b>Early Head Start Expansion Enrollment</b>	
Funded Enrollment	40
Actual Enrollment	40
Percentage of Actual Attendance	77%

**Child Care Licensing Violations February 2019**

None

**Disabilities Report for February 2019**

Head Start            109  
Early Head Start    13  
EHS Expansion        3

**USDA Meals and Snacks for January 2019**

	<b>Breakfast</b>	<b>Lunch</b>	<b>Snack am</b>	<b>Snack pm</b>
Early Head Start	597	646	NA	332
Head Start Part-day	2923	744	2918	602
Head Start Wrap	8455	7281	NA	6684
Full-day Collaboration	2965	3085	NA	2132

**Credit Card Statements**

2/20/19 \$74.27 – PC Meeting

Attachment 2

SETA MONTHLY FISCAL REPORT

925 Del Paso Blvd., Suite 100, Sacramento, CA 95815

R5210

Month: January 1 - January 31, 2019

Agreement No.: 19C5551S0

Delegate: SCUSD - Child Development Department

Program:  PA 22 HS BASIC R5210

Remit to address General Accounting Department - 802A

PA 20 BASIC T/TA

5735 47th Avenue


PA 25 EHS

SACRAMENTO, CA 95824

PA 26 EHS T/TA

OTHER

Cost Item	Actual Expenses		* Current Budget	Unexpended Balance
	Current Period & Adjustments	Cumulative To Date		
I. Personnel	19,561.94	117,521.89	282,920.00	165,398.11
Fringe Benefits	10,598.64	62,939.70	162,636.00	99,696.30
Travel	0.00	0.00	0.00	0.00
Equipment	0.00	0.00	0.00	0.00
A Supplies	0.97	28.76	24,055.00	24,026.24
D Contractual	0.00	0.00	0.00	0.00
M Construction	0.00	0.00	0.00	0.00
I Other	122.76	321.82	3,850.00	3,528.18
N Indirect Costs 4.83%	40,640.52	207,155.61	409,221.00	202,065.39
I. TOTAL ADMINISTRATION	\$70,924.83	\$387,967.78	\$882,682.00	\$494,714.22
Non-Federal Administration				
Total Fed. And Non-Fed. Administration	\$70,924.83	\$387,967.78	\$882,682.00	\$494,714.22
II. Personnel	447,316.43	2,301,329.03	4,181,317.00	1,879,987.97
Fringe Benefits	339,644.14	1,756,437.24	3,282,661.00	1,526,223.76
P Travel	0.00	751.88	0.00	(751.88)
R Equipment	0.00	0.00	0.00	0.00
O Supplies	1,066.80	6,811.59	286,493.00	279,681.41
G Contractual	0.00	0.00	0.00	0.00
R Construction	0.00	0.00	0.00	0.00
A Other	23,106.90	42,794.23	248,545.00	205,750.77
M				
II. TOTAL PROGRAM	\$811,134.27	\$4,108,123.97	\$7,999,016.00	3,890,892.03
NON-FEDERAL PROGRAM Basic & T/TA \$8,912,898 December	\$398,916.53	\$1,696,528.12	\$2,228,225.00	531,696.88
TOTAL SETA COSTS (I + II)	\$882,059.10	\$4,496,091.75	\$8,881,698.00	4,385,606.25

Gloria Chung 	3/7/2019	Shelagh Ferguson	916.643.7878
Director Budget Services - Authorized Signature	Date	Prepared By	Phone

Attachment 3

SETA MONTHLY FISCAL REPORT

925 Del Paso Blvd., Suite 100, Sacramento, CA 95815

R5212

Month: January 1 - January 31, 2019

Agreement No.: 19C5551S0

Delegate: SCUSD - Child Development Department

Program:  PA 22 HS BASIC

Remit to address General Accounting Department - 802A

PA 20 BASIC T/TA R5212

5735 47th Avenue

PA 25 EHS

SACRAMENTO, CA 95824

PA 26 EHS T/TA

OTHER

Cost Item	Actual Expenses		* Current Budget	Unexpended Balance
	Current Period & Adjustments	Cumulative To Date		
I. Personnel				0.00
Fringe Benefits				0.00
Travel				0.00
Equipment				0.00
A Supplies				0.00
D Contractual				0.00
M Construction				0.00
I Other				0.00
N Indirect 4.83%	0.00	0.00	1,438.00	1,438.00
I. TOTAL ADMINISTRATION	\$0.00	\$0.00	\$1,438.00	\$1,438.00
Non-Federal Administration				
Total Fed. And Non-Fed. Administration	\$0.00	\$0.00	\$1,438.00	\$1,438.00
II. Personnel	0.00	0.00	8,167.00	8,167.00
Fringe Benefits	0.00	0.00	2,517.00	2,517.00
P Travel	0.00	0.00	0.00	0.00
R Equipment	0.00	0.00	0.00	0.00
O Supplies	0.00	0.00	0.00	0.00
G Contractual	0.00	0.00	0.00	0.00
R Construction	0.00	0.00	0.00	0.00
A Other	0.00	0.00	19,078.00	19,078.00
M				0.00
II. TOTAL PROGRAM	\$0.00	\$0.00	\$29,762.00	29,762.00
NON-FEDERAL PROGRAM Reported on Basic				
	\$0.00	\$0.00	\$0.00	0.00
TOTAL SETA COSTS (I + II)	\$0.00	\$0.00	\$31,200.00	31,200.00

Gloria Chung   
 Director Budget Services - Authorized Signature

3/7/2019

Date

Shelagh Ferguson

Prepared By

916.643.7878

Phone

Attachment 4

**SETA MONTHLY FISCAL REPORT**

925 Del Paso Blvd., Suite 100, Sacramento, CA 95815

**R5213**

Month: January 1 - January 31, 2019 Agreement No.: 19C5551S0

Delegate: SCUSD - Child Development Department Program:  PA 22 HS BASIC

Remit to address General Accounting Department - 802A  PA 20 BASIC T/TA

5735 47th Avenue  PA 25 EHS R5213

SACRAMENTO, CA 95824  PA 26 EHS T/TA

OTHER

Cost Item	Actual Expenses		* Current Budget	Unexpended Balance
	Current Period & Adjustments	Cumulative To Date		
I. Personnel	2,952.36	17,689.00	44,009.00	26,320.00
Fringe Benefits	1,835.25	10,772.25	45,655.00	34,882.75
Travel	0.00	0.00	0.00	0.00
Equipment	0.00	0.00	0.00	0.00
A Supplies	1.78	1.78	1,901.00	1,899.22
D Contractual	0.00	0.00	0.00	0.00
M Construction	0.00	0.00	0.00	0.00
I Other	0.00	16.08	1,160.00	1,143.92
N Indirect Costs 4.83%	6,382.90	37,167.20	84,256.00	47,088.80
I. TOTAL ADMINISTRATION	\$11,172.29	\$65,646.31	\$176,981.00	\$111,334.69
Non-Federal Administration				
Total Fed. And Non-Fed. Administration	\$11,172.29	\$65,646.31	\$176,981.00	\$111,334.69
II. Personnel	69,961.12	424,168.72	880,775.00	456,606.28
Fringe Benefits	53,437.74	308,646.15	703,189.00	394,542.85
P Travel	0.00	250.62	0.00	(250.62)
R Equipment	0.00	0.00	0.00	0.00
O Supplies	287.88	1,103.30	27,104.00	26,000.70
G Contractual	0.00	0.00	0.00	0.00
R Construction	0.00	0.00	0.00	0.00
A Other	3,674.98	6,859.12	40,648.00	33,788.88
M				
II. TOTAL PROGRAM	\$127,361.72	\$741,027.91	\$1,651,716.00	910,688.09
NON-FEDERAL PROGRAM Basic & T/TA \$1,856,261 December	\$28,223.74	\$172,985.41	\$464,065.00	291,079.59
<b>TOTAL SETA COSTS (I + II)</b>	<b>\$138,534.01</b>	<b>\$806,674.22</b>	<b>\$1,828,697.00</b>	<b>1,022,022.78</b>

Gloria Chung 	3/7/2019	Shelagh Ferguson	916.643.7878
Director Budget Services - Authorized Signature	Date	Prepared By	Phone

Attachment 5

**SETA MONTHLY FISCAL REPORT**  
925 Del Paso Blvd., Suite 100, Sacramento, CA 95815

**R5216**

Month: January 1 - January 31, 2019

Delegate: SCUSD - Child Development Department

Remit to address General Accounting Department - 802A

5735 47th Avenue

SACRAMENTO, CA 95824

Agreement No.: 19C5551S0

Program:  PA 22 HS BASIC


PA 20 BASIC T/TA

PA 25 EHS

PA 26 EHS T/TA R5216

OTHER

Cost Item	Actual Expenses		* Current Budget	Unexpended Balance
	Current Period & Adjustments	Cumulative To Date		
I. Personnel				0.00
Fringe Benefits				0.00
Travel				0.00
Equipment				0.00
A Supplies				0.00
D Contractual				0.00
M Construction				0.00
I Other				0.00
N Indirect 4.83%	19.87	182.16	1,270.00	1,087.84
I. TOTAL ADMINISTRATION	\$19.87	\$182.16	\$1,270.00	\$1,087.84
Non-Federal Administration				
Total Fed. And Non-Fed. Administration	\$19.87	\$182.16	\$1,270.00	\$1,087.84
II. Personnel	0.00	0.00	0.00	0.00
Fringe Benefits	0.00	0.00	0.00	0.00
P Travel	0.00	0.00	0.00	0.00
R Equipment	0.00	0.00	0.00	0.00
O Supplies	0.00	0.00	650.00	650.00
G Contractual	0.00	0.00	0.00	0.00
R Construction	0.00	0.00	0.00	0.00
A Other	411.31	3,771.31	25,644.00	21,872.69
M				0.00
II. TOTAL PROGRAM	\$411.31	\$3,771.31	\$26,294.00	22,522.69
NON-FEDERAL PROGRAM Reported with Basic	\$0.00	\$0.00	\$0.00	0.00
<b>TOTAL SETA COSTS (I + II)</b>	<b>\$431.18</b>	<b>\$3,953.47</b>	<b>\$27,564.00</b>	<b>23,610.53</b>

Gloria Chung 	3/7/2019	Shelagh Ferguson	916.643.7878
Director Budget Services - Authorized Signature	Date	Prepared By	Phone

**CHILD DEVELOPMENT DEPARTMENT  
SETA MONTHLY FISCAL REPORT**

R5211

Month: January 1 - January 31, 2019Agreement No.: 19C5551S0Delegate: SACRAMENTO CITY UNIFIED SCHOOL DISTRICTProgram:  PA 3125 EHS-CCP BASIC R5211Remit to address: GENERAL ACCOUNTING DEPARTMENT - 802A PA 3120 EHS-CCP T/TA R52215735 47TH AVENUE PA 3128 EHS-CCP START UP R5243SACRAMENTO, CA 95824

	Cost Item	Actual Expenses		* Current Budget	Unexpended Balance
		Current Period & Adjustments	Cumulative To Date		
I.	Personnel	165.00	945.86	1,954.00	1,008.14
	Fringe Benefits	105.92	625.25	1,436.00	810.75
A	Occupancy	0.00	0.00	0.00	0.00
D	Staff Travel	0.00	0.00	0.00	0.00
M	Supplies	0.00	0.00	2,805.00	2,805.00
I	Other	0.00	0.00	184.00	184.00
N	Indirect Costs 4.83%	3,035.72	17,964.36	34,023.00	16,058.64
	I. TOTAL ADMINISTRATION	\$3,306.64	\$19,535.47	\$40,402.00	\$20,866.53
	NON-FEDERAL ADMINISTRATION *				
	TOTAL FED & NON-FED ADMIN	\$3,306.64	\$19,535.47	\$40,402.00	\$20,866.53
II.	a. Personnel**	35,880.09	226,175.47	360,885.00	134,709.53
	b. Fringe Benefits**	23,981.23	134,613.25	279,327.00	144,713.75
P	c. Travel	0.00	0.00	0.00	0.00
R	d. Equipment	0.00	0.00	0.00	0.00
O	e. Supplies	777.68	3,910.15	36,917.00	33,006.85
G	f. Contractual	0.00	0.00	0.00	0.00
R	g. Construction	0.00	0.00	0.00	0.00
A	h. Other	1,941.48	5,663.10	20,908.00	15,244.90
M					
	II. TOTAL PROGRAM	\$62,580.48	\$370,361.97	\$698,037.00	327,675.03
	NON-FEDERAL PROGRAM Basic 738,439 & T/TA 17,500 December	\$31,055.89	\$157,750.47	\$188,984.00	31,233.53
	TOTAL SETA COSTS (I+II)	\$65,887.12	\$389,897.44	\$738,439.00	348,541.56

Gloria Chung   
Director Budget Services - Authorized Signature

2/25/2019

Shelagh Ferguson

916.643.7878

Date

Prepared By

Phone

R5211. August18-19

**SUBSIDIZED SLOTS**How many subsidized slots are you contractually obligated to retain? 8How many subsidized slots do you currently have? 8  
100%

If the number of current subsidized slots is less than the contractual obligation, then you must submit the "Subsidy Loss Reimbursement Claim Form" to receive a reimbursement for the lost subsidy.

Attachment 7  
**CHILD DEVELOPMENT DEPARTMENT**  
**SETA MONTHLY FISCAL REPORT**  
**R5221**

Month: January 1 - January 31, 2019


Delegate: SACRAMENTO CITY UNIFIED SCHOOL DISTRICT

Remit to address: GENERAL ACCOUNTING DEPARTMENT - 802A  
5735 47TH AVENUE  
SACRAMENTO, CA 95824

Agreement No.: 19C5551S0

Program:  PA 3125 EHS-CCP BASIC R5211  
 PA 3120 EHS-CCP T/TA R5221  
 PA 3128 EHS-CCP START UP R5243

Cost Item	Actual Expenses		* Current Budget	Unexpended Balance
	Current Period & Adjustments	Cumulative To Date		
I. Personnel	0.00	0.00	0.00	0.00
Fringe Benefits	0.00	0.00	0.00	0.00
A. Occupancy	0.00	0.00	0.00	0.00
D. Staff Travel	0.00	0.00	0.00	0.00
M. Supplies	0.00	0.00	0.00	0.00
I. Other	0.00	0.00	0.00	0.00
N. Indirect Costs 4.83%	178.56	337.95	806.00	468.05
I. TOTAL ADMINISTRATION	\$178.56	\$337.95	\$806.00	\$468.05
NON-FEDERAL ADMINISTRATION *				
TOTAL FED & NON-FED ADMIN	\$178.56	\$337.95	\$806.00	\$468.05
II. a. Personnel**	0.00	0.00	0.00	0.00
b. Fringe Benefits**	0.00	0.00	0.00	0.00
P. c. Travel	0.00	0.00	0.00	0.00
R. d. Equipment	0.00	0.00	0.00	0.00
O. e. Supplies	0.00	0.00	0.00	0.00
G. f. Contractual	0.00	0.00	0.00	0.00
R. g. Construction	0.00	0.00	0.00	0.00
A. h. Other	3,696.97	6,996.97	16,694.00	9,697.03
M.				
II. TOTAL PROGRAM	\$3,696.97	\$6,996.97	\$16,694.00	9,697.03
NON-FEDERAL PROGRAM - reported with Basic				
	\$0.00	\$0.00	\$0.00	0.00
TOTAL SETA COSTS (I+II)	\$3,875.53	\$7,334.92	\$17,500.00	10,165.08

Gloria Chung 	2/25/2019	Shelagh Ferguson	916.643.7878
Director Budget Services - Authorized Signature	Date	Prepared By	Phone

R.5221.18-19

**SUBSIDIZED SLOTS**

How many subsidized slots are you contractually obligated to retain? 8

How many subsidized slots do you currently have? 8

If the number of current subsidized slots is less than the contractual obligation, then you must submit the "Subsidy Loss Reimbursement Claim Form" to receive a reimbursement for the lost subsidy.



Attachment 8

SETA MONTHLY FISCAL REPORT

925 Del Paso Blvd., Suite 100, Sacramento, CA 95815

R5210

Month: February 1 - February 28, 2019 Agreement No.: 19C5551S0

Delegate: SCUSD - Child Development Department Program:  PA 22 HS BASIC R5210

Remit to address General Accounting Department - 802A  PA 20 BASIC T/TA

5735 47th Avenue  PA 25 EHS

SACRAMENTO, CA 95824  PA 26 EHS T/TA

OTHER

Cost Item	Actual Expenses		* Current Budget	Unexpended Balance
	Current Period & Adjustments	Cumulative To Date		
I. Personnel	19,591.37	137,113.26	282,920.00	145,806.74
Fringe Benefits	10,473.95	73,413.65	162,636.00	89,222.35
Travel	0.00	0.00	0.00	0.00
Equipment	0.00	0.00	0.00	0.00
A Supplies	1,906.65	1,935.41	24,055.00	22,119.59
D Contractual	0.00	0.00	0.00	0.00
M Construction	0.00	0.00	0.00	0.00
I Other	34.91	356.73	3,850.00	3,493.27
N Indirect Costs 4.83%	40,610.32	247,765.93	409,221.00	161,455.07
I. TOTAL ADMINISTRATION	\$72,617.20	\$460,584.98	\$882,682.00	\$422,097.02
Non-Federal Administration				
Total Fed. And Non-Fed. Administration	\$72,617.20	\$460,584.98	\$882,682.00	\$422,097.02
II. Personnel	440,901.42	2,742,230.45	4,181,317.00	1,439,086.55
Fringe Benefits	338,878.33	2,095,315.57	3,282,661.00	1,187,345.43
P Travel	0.00	751.88	0.00	(751.88)
R Equipment	0.00	0.00	0.00	0.00
O Supplies	24,087.46	30,899.05	286,493.00	255,593.95
G Contractual	0.00	0.00	0.00	0.00
R Construction	0.00	0.00	0.00	0.00
A Other	4,919.37	47,713.60	248,545.00	200,831.40
M				
II. TOTAL PROGRAM	\$808,786.58	\$4,916,910.55	\$7,999,016.00	3,082,105.45
NON-FEDERAL PROGRAM Basic & T/TA \$8,912,898 December	\$0.00	\$1,696,528.12	\$2,228,225.00	531,696.88
TOTAL SETA COSTS (I + II)	\$881,403.78	\$5,377,495.53	\$8,881,698.00	3,504,202.47

Gloria Chung  3/18/2019 Shelagh Ferguson 916.643.7878

Director Budget Services - Authorized Signature Date Prepared By Phone

Attachment 9

SETA MONTHLY FISCAL REPORT

925 Del Paso Blvd., Suite 100, Sacramento, CA 95815

R5212

Month: February 1 - February 28, 2019

Agreement No.: 19C5551S0

Delegate: SCUSD - Child Development Department

Program:  PA 22 HS BASIC

Remit to address General Accounting Department - 802A

PA 20 BASIC T/TA R5212

5735 47th Avenue


PA 25 EHS

SACRAMENTO, CA 95824

PA 26 EHS T/TA

OTHER

Cost Item	Actual Expenses		* Current Budget	Unexpended Balance
	Current Period & Adjustments	Cumulative To Date		
I. Personnel				0.00
Fringe Benefits				0.00
Travel				0.00
Equipment				0.00
A Supplies				0.00
D Contractual				0.00
M Construction				0.00
I Other				0.00
N Indirect 4.83%	0.00	0.00	1,438.00	1,438.00
I. TOTAL ADMINISTRATION	\$0.00	\$0.00	\$1,438.00	\$1,438.00
Non-Federal Administration				
Total Fed. And Non-Fed. Administration	\$0.00	\$0.00	\$1,438.00	\$1,438.00
II. Personnel	0.00	0.00	8,167.00	8,167.00
Fringe Benefits	0.00	0.00	2,517.00	2,517.00
P Travel	0.00	0.00	0.00	0.00
R Equipment	0.00	0.00	0.00	0.00
O Supplies	0.00	0.00	0.00	0.00
G Contractual	0.00	0.00	0.00	0.00
R Construction	0.00	0.00	0.00	0.00
A Other	0.00	0.00	19,078.00	19,078.00
M				0.00
II. TOTAL PROGRAM	\$0.00	\$0.00	\$29,762.00	29,762.00
NON-FEDERAL PROGRAM Reported on Basic				
	\$0.00	\$0.00	\$0.00	0.00
TOTAL SETA COSTS ( I + II )	\$0.00	\$0.00	\$31,200.00	31,200.00

Gloria Chung 	3/18/2019	Shelagh Ferguson	916.643.7878
Director Budget Services - Authorized Signature	Date	Prepared By	Phone

Attachment 10

SETA MONTHLY FISCAL REPORT

925 Del Paso Blvd., Suite 100, Sacramento, CA 95815

R5213

Month: February 1 - February 28, 2019

Delegate: SCUSD - Child Development Department

Remit to address General Accounting Department - 802A

5735 47th Avenue

SACRAMENTO, CA 95824

Agreement No.: 19C5551S0

Program:  PA 22 HS BASIC


PA 20 BASIC T/TA

PA 25 EHS R5213

PA 26 EHS T/TA

OTHER

Cost Item	Actual Expenses		* Current Budget	Unexpended Balance
	Current Period & Adjustments	Cumulative To Date		
I. Personnel	2,947.73	20,636.73	44,009.00	23,372.27
Fringe Benefits	1,749.60	12,521.85	45,655.00	33,133.15
Travel	0.00	0.00	0.00	0.00
Equipment	0.00	0.00	0.00	0.00
A Supplies	380.24	382.02	1,901.00	1,518.98
D Contractual	0.00	0.00	0.00	0.00
M Construction	0.00	0.00	0.00	0.00
I Other	1.61	17.69	1,160.00	1,142.31
N Indirect Costs 4.83%	6,667.97	43,835.17	84,256.00	40,420.83
I. TOTAL ADMINISTRATION	\$11,747.15	\$77,393.46	\$176,981.00	\$99,587.54
Non-Federal Administration				
Total Fed. And Non-Fed. Administration	\$11,747.15	\$77,393.46	\$176,981.00	\$99,587.54
II. Personnel	70,518.07	494,686.79	880,775.00	386,088.21
Fringe Benefits	52,999.65	361,645.80	703,189.00	341,543.20
P Travel	0.00	250.62	0.00	(250.62)
R Equipment	0.00	0.00	0.00	0.00
O Supplies	7,448.21	8,551.51	27,104.00	18,552.49
G Contractual	0.00	0.00	0.00	0.00
R Construction	0.00	0.00	0.00	0.00
A Other	2,008.08	8,867.20	40,648.00	31,780.80
M				
II. TOTAL PROGRAM	\$132,974.01	\$874,001.92	\$1,651,716.00	777,714.08
NON-FEDERAL PROGRAM Basic & T/TA \$1,856,261 December	\$0.00	\$172,985.41	\$464,065.00	291,079.59
TOTAL SETA COSTS (I + II)	\$144,721.16	\$951,395.38	\$1,828,697.00	877,301.62

Gloria Chung 	3/18/2019	Shelagh Ferguson	916.643.7878
Director Budget Services - Authorized Signature	Date	Prepared By	Phone

Attachment 11

SETA MONTHLY FISCAL REPORT

925 Del Paso Blvd., Suite 100, Sacramento, CA 95815

R5216

Month: February 1 - February 28, 2019

Delegate: SCUSD - Child Development Department

Remit to address General Accounting Department - 802A

5735 47th Avenue

SACRAMENTO, CA 95824

Agreement No.: 19C5551S0

Program:  PA 22 HS BASIC

PA 20 BASIC T/TA

PA 25 EHS

PA 26 EHS T/TA R5216

OTHER

Cost Item	Actual Expenses		* Current Budget	Unexpended Balance
	Current Period & Adjustments	Cumulative To Date		
I. Personnel				0.00
Fringe Benefits				0.00
Travel				0.00
Equipment				0.00
A Supplies				0.00
D Contractual				0.00
M Construction				0.00
I Other				0.00
N Indirect 4.83%	119.54	301.70	1,270.00	968.30
I. TOTAL ADMINISTRATION	\$119.54	\$301.70	\$1,270.00	\$968.30
Non-Federal Administration				
Total Fed. And Non-Fed. Administration	\$119.54	\$301.70	\$1,270.00	\$968.30
II. Personnel	0.00	0.00	0.00	0.00
Fringe Benefits	0.00	0.00	0.00	0.00
P Travel	0.00	0.00	0.00	0.00
R Equipment	0.00	0.00	0.00	0.00
O Supplies	0.00	0.00	650.00	650.00
G Contractual	0.00	0.00	0.00	0.00
R Construction	0.00	0.00	0.00	0.00
A Other	2,475.00	6,246.31	25,644.00	19,397.69
M				0.00
II. TOTAL PROGRAM	\$2,475.00	\$6,246.31	\$26,294.00	20,047.69
NON-FEDERAL PROGRAM Reported with Basic				
	\$0.00	\$0.00	\$0.00	0.00
TOTAL SETA COSTS ( I + II )	\$2,594.54	\$6,548.01	\$27,564.00	21,015.99

Gloria Chung  3/18/2019 Shelagh Ferguson 916.643.7878

Director Budget Services - Authorized Signature Date Prepared By Phone

**CHILD DEVELOPMENT DEPARTMENT  
SETA MONTHLY FISCAL REPORT**

R5221

Month: February 1 - February 28, 2019

Delegate: SACRAMENTO CITY UNIFIED SCHOOL DISTRICT

Remit to address: GENERAL ACCOUNTING DEPARTMENT - 802A  
5735 47TH AVENUE  
SACRAMENTO, CA 95824

Agreement No.: 19C5551S0

Program:  PA 3125 EHS-CCP BASIC R5211  
 PA 3120 EHS-CCP T/TA R5221  
 PA 3128 EHS-CCP START UP R5243

Cost Item	Actual Expenses		* Current Budget	Unexpended Balance
	Current Period & Adjustments	Cumulative To Date		
I. Personnel	0.00	0.00	0.00	0.00
Fringe Benefits	0.00	0.00	0.00	0.00
A Occupancy	0.00	0.00	0.00	0.00
D Staff Travel	0.00	0.00	0.00	0.00
M Supplies	0.00	0.00	0.00	0.00
I Other	0.00	0.00	0.00	0.00
N Indirect Costs 4.83%	79.70	417.65	806.00	388.35
I. TOTAL ADMINISTRATION	\$79.70	\$417.65	\$806.00	\$388.35
NON-FEDERAL ADMINISTRATION *				
TOTAL FED & NON-FED ADMIN	\$79.70	\$417.65	\$806.00	\$388.35
II. a. Personnel**	0.00	0.00	0.00	0.00
b. Fringe Benefits**	0.00	0.00	0.00	0.00
P c. Travel	0.00	0.00	0.00	0.00
R d. Equipment	0.00	0.00	0.00	0.00
O e. Supplies	0.00	0.00	0.00	0.00
G f. Contractual	0.00	0.00	0.00	0.00
R g. Construction	0.00	0.00	0.00	0.00
A h. Other	1,650.00	8,646.97	16,694.00	8,047.03
M				
II. TOTAL PROGRAM	\$1,650.00	\$8,646.97	\$16,694.00	8,047.03
NON-FEDERAL PROGRAM - reported with Basic				
	\$0.00	\$0.00	\$0.00	0.00
TOTAL SETA COSTS (I+II)	\$1,729.70	\$9,064.62	\$17,500.00	8,435.38

Gloria Chung 	3/18/2019	Shelagh Ferguson	916.643.7878
Director Budget Services - Authorized Signature	Date	Prepared By	Phone

R.5221.18-19

**SUBSIDIZED SLOTS**How many subsidized slots are you contractually obligated to retain? 8How many subsidized slots do you currently have? 8

If the number of current subsidized slots is less than the contractual obligation, then you must submit the "Subsidy Loss Reimbursement Claim Form" to receive a reimbursement for the lost subsidy.

CHILD DEVELOPMENT DEPARTMENT  
SETA MONTHLY FISCAL REPORT

R5211

Month: February 1 - February 28, 2019

Agreement No.: 19C5551S0

Delegate: SACRAMENTO CITY UNIFIED SCHOOL DISTRICT

Program:  PA 3125 EHS-CCP BASIC R5211

Remit to address: GENERAL ACCOUNTING DEPARTMENT - 802A

PA 3120 EHS-CCP T/TA R5221

5735 47TH AVENUE

PA 3128 EHS-CCP START UP R5243

SACRAMENTO, CA 95824

Cost Item	Actual Expenses		* Current Budget	Unexpended Balance
	Current Period & Adjustments	Cumulative To Date		
I. Personnel	165.00	1,110.86	1,954.00	843.14
Fringe Benefits	105.60	730.85	1,436.00	705.15
A. Occupancy	0.00	0.00	0.00	0.00
D. Staff Travel	0.00	0.00	0.00	0.00
M. Supplies	189.81	189.81	2,805.00	2,615.19
I. Other	0.00	0.00	184.00	184.00
N. Indirect Costs 4.83%	3,042.38	21,006.74	34,023.00	13,016.26
I. TOTAL ADMINISTRATION	\$3,502.79	\$23,038.26	\$40,402.00	\$17,363.74
NON-FEDERAL ADMINISTRATION *				
TOTAL FED & NON-FED ADMIN	\$3,502.79	\$23,038.26	\$40,402.00	\$17,363.74
II. a. Personnel**	36,319.22	262,494.69	360,885.00	98,390.31
b. Fringe Benefits**	23,946.52	158,559.77	279,327.00	120,767.23
P. c. Travel	0.00	0.00	0.00	0.00
R. d. Equipment	0.00	0.00	0.00	0.00
O. e. Supplies	2,000.83	5,910.98	36,917.00	31,006.02
G. f. Contractual	0.00	0.00	0.00	0.00
R. g. Construction	0.00	0.00	0.00	0.00
A. h. Other	262.21	5,925.31	20,908.00	14,982.69
M.				
II. TOTAL PROGRAM	\$62,528.78	\$432,890.75	\$698,037.00	265,146.25
NON-FEDERAL PROGRAM Basic 738,439 & T/TA 17,500 December	\$0.00	\$157,750.47	\$188,984.00	31,233.53
TOTAL SETA COSTS (I+II)	\$66,031.57	\$455,929.01	\$738,439.00	282,509.99

Gloria Chung 	3/18/2019	Shelagh Ferguson	916.643.7878
Director Budget Services - Authorized Signature	Date	Prepared By	Phone

R5211. August18-19

<b>SUBSIDIZED SLOTS</b>	
How many subsidized slots are you contractually obligated to retain?	8
How many subsidized slots do you currently have?	8
	100%
If the number of current subsidized slots is less than the contractual obligation, then you must submit the "Subsidy Loss Reimbursement Claim Form" to receive a reimbursement for the lost subsidy.	